

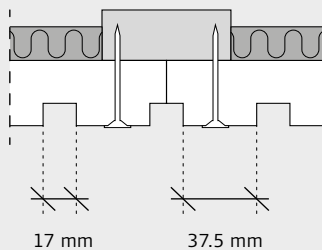
# INSTALLATION INSTRUCTIONS

## Troldtekt® line Plus installed with screws

These instructions apply to installation of Troldtekt® design Plus with screws on wooden battens or steel profile system - applicable for the product variant Troldtekt® line.

If you install Troldtekt® on wooden battens, the battens should be minimum 22x95 mm. You can download installation instructions for the Troldtekt® C60 profile system or wooden battens from [www.troldtekt.co.uk](http://www.troldtekt.co.uk).

### PROFILE DRAWING (INDEPENDENT OF SUSPENSION)



Troldtekt line is available as Troldtekt Plus in the following panel thicknesses:

**35+20 / 35+40 mm**

(Note: 35+40 mm cannot be combined with a C60 profile system)

### INSTALLATION (PLEASE READ FULL INSTRUCTIONS BEFORE STARTING WORK)

1. Start by installing a complete row of Troldtekt panels along the centre line of the room. Then continue on both sides. It is important that the panels are installed closely together, and the optimum aesthetic effect is obtained by installing the panels in broken bond.

2. Fix the panels using Troldtekt screws spaced 25/20 mm from the edges - as indicated in the figure below. 25 mm for wooden battens, 20 mm for C60 steel profiles. Be careful not to overdrive the washered screws and so cause an indentation in the panel.

The screws should be screwed into the main surface of the panel (Fig. 1) - not into the bottom of the grooves (Fig. 2).

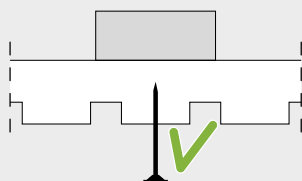


Fig. 1

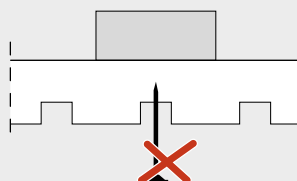
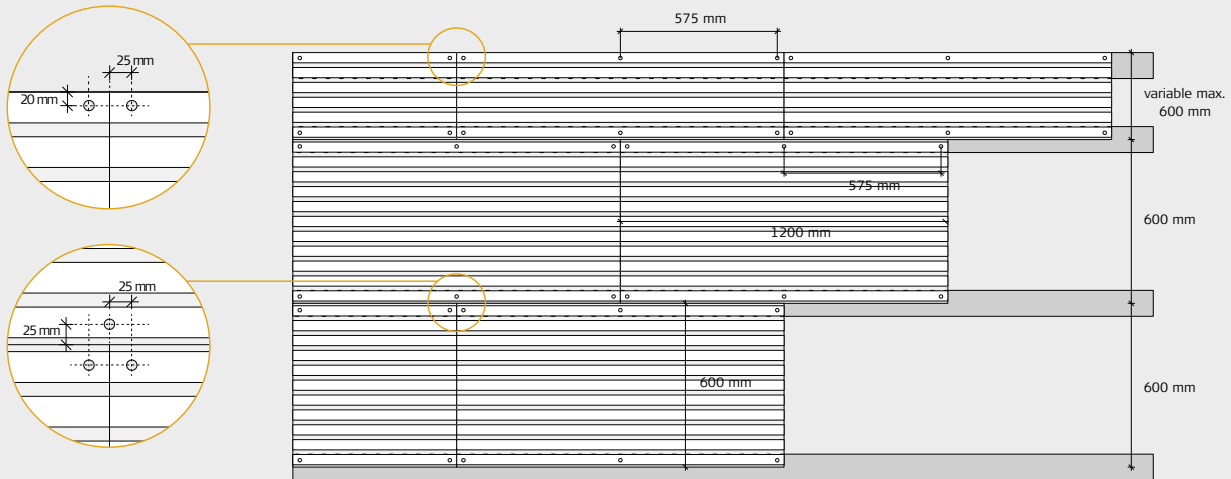


Fig. 2

## ILLUSTRATION - INSTALLATION

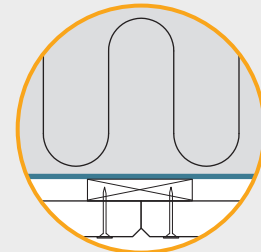


## VAPOUR CHECK

If you need to install a vapour check, we recommend using polyethylene. The vapour check must be placed over the wooden battens, i.e. between the battens and the main beam.

Install the vapour check tightly against the insulation.

Please refer to the manufacturer's instructions.



## TROLDTEKT® SCREWS

Panel thickness (mm)	Panel length (mm)	Screw dimension (mm)	No. of screws (per panel)	Max. span (mm)
35+20 / 35+40	1200	4.2 x 55 / 4.2 x 50	6	600

Troldekt structure screw for wood and steel, PH2

4.2 x 55 mm



Troldekt structure screw for steel, PH2

4.2 x 50 mm

